



FEATURES

- Ultra Quiet Operation
- Universal Heater Power Cord
- Three-Speed Fan
- R410A Refrigerant
- Attractive Appearance
- Easy to Clean Filter

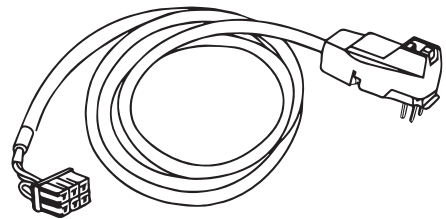
ACCESSORIES

- Wall Sleeve
- Wall Sleeve Extension
- 24V Thermostat (Wired/Wireless)
- Architectural Grille
- Standard Grille

REPLACES

DM, DMA, DMO, DMQ, CS, CSM, DHP Series, Climette - KeepRite™, ZoneAire™, Seasonall, AP, AP-E, TWC - KeepRite™, AVT-Whirlpool™, CHP-ZoneAire™, C - Heil-Quaker™, Wallmate 51P/PH - Carrier™

UNIVERSAL POWER CORD



ROTARY CONTROL & REMOTE READY THERMOSTAT



For more information

Call 1-866-233-4022

Email info@perfectcomfort.ca

www.perfectcomfort.ca



We are your best source for reliable products and superior customer service.

Specifications

PCDM Specifications

Model PCDM	Cooling	Sensible Heat Ratio	EER	Electrical Heat	Indoor Air Flow CFM			Shipping Weight	Shipping Box Dimension	Chassis Dimension
	Btu/h (KW)			Btu/h (KW)	Hi	Med	Low			
Power Supply	9,000 (2.6)	0.76	9.46	9,212(2.7) / 11,600(3.4)	364	313	230	150	36 x 26 x 22	30 ^{7/8} x 21 ^{13/16} x 17 ^{11/16}
Power Input	12,000(3.5)	0.69	8.7	9,212(2.7) / 13,648(4.0)	364	313	230	154	36 x 26 x 22	30 ^{7/8} x 21 ^{13/16} x 17 ^{11/16}

PCDM - 9,000 BTU Electrical Specifications

Power Supply Volt 1-60		Compressor		Indoor Fan Motor		Outdoor Fan Motor		Electric Heat			Unit Electrical Ratings				
Power Supply Voltage	Min	RLA	LRA	FLA	Hp	ELA	Hp	Volt	W	HA	A / Cooling	A / Heating	MAX.AMP	MAX.BREAKER	Fuse Rating
1ph/60Hz	197	4.4	27	0.5	0.2	0.6	0.2	208	2,700	13	5.8	13.5	13.5	20	15A
								230	3,400	16.4	5.8	17	17	25	20A

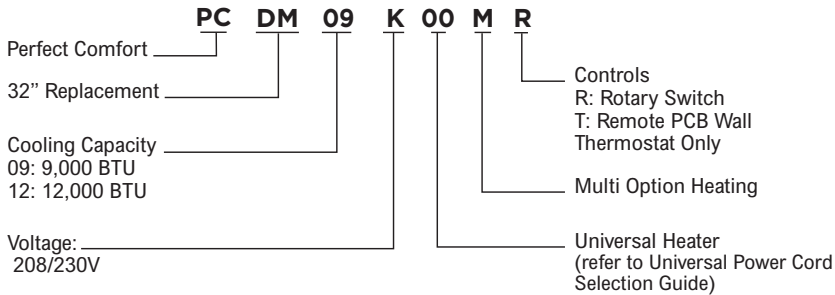
PCDM - 12,000 BTU Electrical Specifications

Power Supply Volt 1-60		Compressor		Indoor Fan Motor		Outdoor Fan Motor		Electric Heat			Unit Electrical Ratings				
Power Supply Voltage	Min	RLA	LRA	FLA	Hp	ELA	Hp	Volt	W	HA	A / Cooling	A / Heating	MAX.AMP	MAX.BREAKER	Fuse Rating
1ph/60Hz	197	5.4	27	0.5	0.2	1.9	0.3	208	3,400	13	6.5	13.5	13.5	20	20A
								230	4,000	19.2	6.5	20	20	25	30A

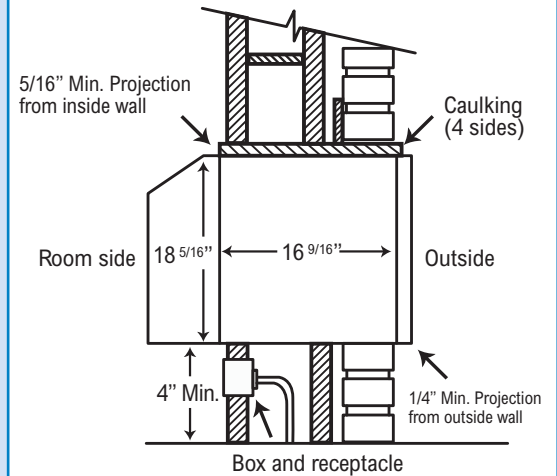
Universal Heater Power Cord Selection Guide

Item Number	Heater Designator	Reception Size	Heating (Btu/h)	Heater (Watts)	Current (Amps)
PC15U-P	02	15A	8,530	2,430 / 2,700	12.5
PC20U-P	03	20A	11,600	3,060 / 3,400	17
PC30U-P	05	30A	13,640	3,600 / 4,000	20

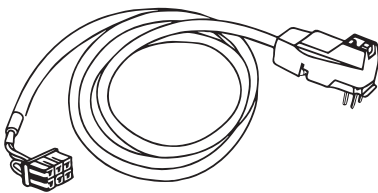
MODEL IDENTIFICATION



MINIMUM WALL SLEEVE OPENING

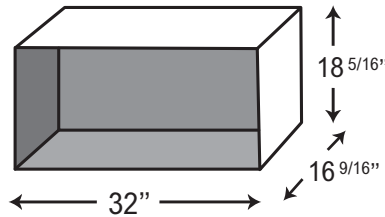


UNIVERSAL POWER CORD



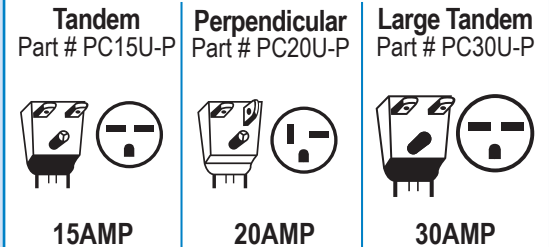
Note: Perfect Comfort unit is not equipped with a power cord and must be ordered individually. Selection is based on voltage and amperage.

WALL SLEEVE DIMENSIONS



Wall Opening
 *32 1/2" wide min.
 *18 3/4" high min.

CORD PLUG AND WALL OUTLET (208/230V)



For more information

Call 1-866-233-4022
 Email info@perfectcomfort.ca
www.perfectcomfort.ca

PERFECT
 Comfort
 YOUR HVAC SUPPLIER

DISTRIBUTED BY:

Manufacturer reserves the right to change specifications. Our products are subject to continuous improvements, Perfect Comfort / NRG Equipment reserves the right to modify product design and specifications, discontinue design without notice and without incurring any obligations.